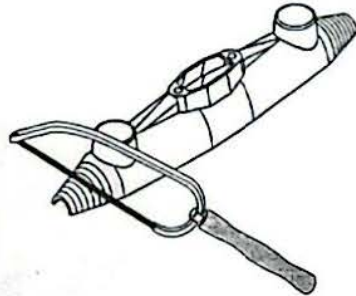
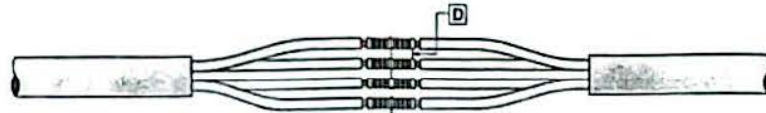
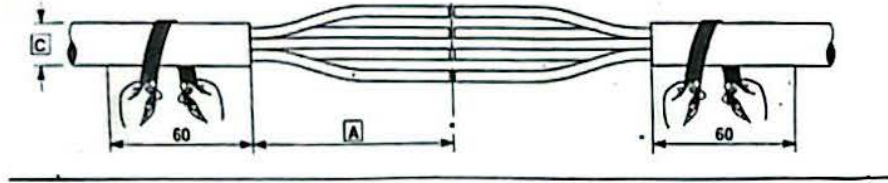
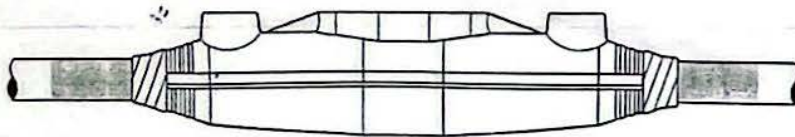


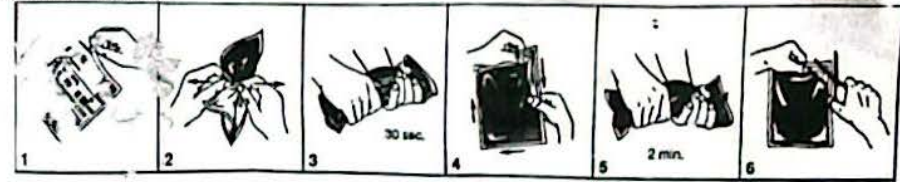
3M LV Cable Joint




90-	A01	A02	A03	A04	A05	A06	A07
A mm	50	75	105	115	175	235	280
D mm	5	6	7	8	10	12	30
Ø mm ²	-10	16-25	25-50	50-95	95-150	150-240	
C mm	8-22	14-32	23-39	28-51	33-55	45-70	48-86



90-A01 - 90-A06



90-A07



Material List

Inline Joint

No.	Components	Description	90-A01	90-A02	90-A03	90-A04	90-A05	90-A06	90-A07
1	Resin 460M	177g	1	-	-	-	-	-	-
	Resin 460M	460g	-	1	-	-	-	-	-
	Resin 460M	676g	-	-	1	-	-	-	-
	Resin 460M	747g	-	-	-	2	3	6	-
	Resin 460M	3850g	-	-	-	-	-	-	2
2	Mould Body	A1	1	-	-	-	-	-	-
	Mould Body	A2	-	1	-	-	-	-	-
	Mould Body	A3	-	-	1	-	-	-	-
	Mould Body	A4	-	-	-	1	-	-	-
	Mould Body	A4.5	-	-	-	-	1	-	-
	Mould Body	A5	-	-	-	-	-	1	-
	Mould Body	A6	-	-	-	-	-	-	1
3	Spatula		-	-	-	-	-	-	1
4	Cover	A1	1	-	-	-	-	-	-
	Cover	A2 - A7	-	1	1	1	1	1	1
5	Vinyl Tape Black	15mm X 10m	1	1	1	1	1	1	1
6	Installation Instruction	IB010000823	1	1	1	1	1	1	1

3M SOUTH AFRICA

Issue: Draft

IB 010000823

Date: 30.11.2007

All statements, technical information and recommendations contained herein are based on tests we believe to be reliable however, since the condition of use and the application are beyond our control the purchaser is responsible for the performance of the splices and terminations made in connection with the use of data or suggestions herein.