




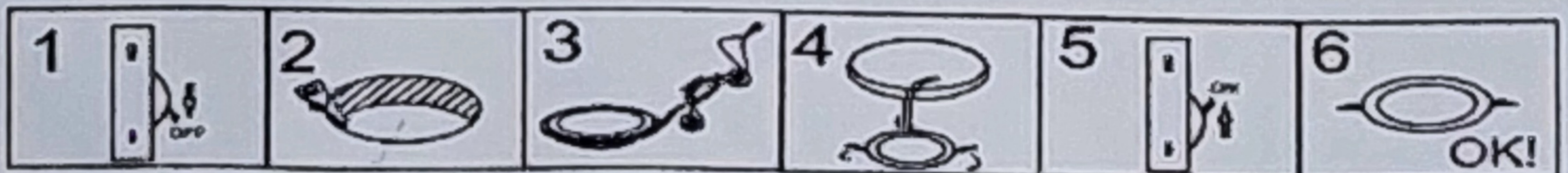
Golden Light

LED WATERPROOF WALL LAMP INSTRUCTION LETTER

Model	Power	Frame color	Luminous Flux	Voltage	Color	Picture
MB3346S	6W	DARK GRAY/BLACK/WHITE	600LM	85V-265V	Warmwhite	
MB3346R	6W	BLACK	600LM	85V-265V	Warmwhite	
VL017	10W	BLACK/DARK GRAY	1000LM	85V-265V	Warmwhite	

Installation instructions:

1. Turn off the electricity.
2. Cut the hole in its diameter.
3. Connect cables to the gear.
4. Press in the spring loaded arms and pull them up through the hole. The springs will pull the fixture up towards the ceiling.
5. turn on the electricity.
6. lamp works normally.



WARNING!

1. Cut off power before installation.
2. Can not be used as emergency light.
3. Nothing should cover the product.
4. The environment temperature of the lamp operation is -10°C to $+40^{\circ}\text{C}$.