







Model	Power	Color	Size	Luminous Flux	Voltage	Picture
CPR-COB	8W	3000K/6500K	75MM diameter	800LM	85-265V	
CPR-SMD	8W	3000K/6500K	80MM Diameter	800LM	85-265V	
JLWL1001	6W	3000K	80*60*60mm	600LM	85V-265V	
WL142-WH	20W	6500K/3000K	80*160mm	2000LM	85V-265V	
WL142-GRAY	20W	6500K/3000K	80*160mm	2000LM	85V-265V	

**Installaton instructions:**

1. Turn off the electricity.
2. Fixing the flixture on the mounting.
3. Connect cables to the gear.
4. Fix the lamp on the flixture.
5. turn on the electricity.
6. lamp works normally.



**WARNING!**

1. Cut off power before installation.
2. Can not be used as emergency light.
3. Nothing should cover the product.
4. The environment temperature of the lamp operation is -10°C to +40°C.